




HEIGHT ADJUSTABLE TABLES





In2design's electric height adjustable tables provide the ultimate in user comfort and adjustability with an immediate sit/stand range that allows for a variety of healthy postures throughout the day. With the touch of a button, the table adjusts from 23.5" to a standing height range of up to 50". Two powerful UL approved motors deliver quiet and smooth movement with a travel speed of 1.5" per second. The control panel features Up and Down buttons and an LED digital height readout with a programmable 4 pre-set memory. A range of table top shapes and sizes are available. Powder Coat Silver Base for a premium finish. The table supports up to 225 lbs, including the worksurface and meets BIFMA standards.

TOP SHAPES

-  Rectangle
-  Rounded Corners
-  Rounded Tapered

